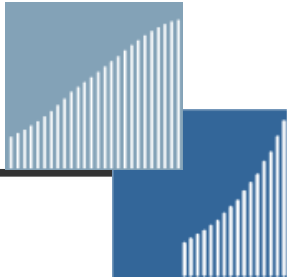


Multi-Generation IRA Analysis

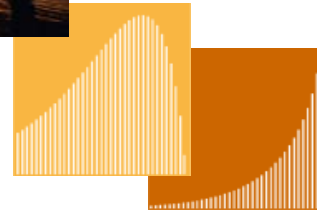

Phase 1

Income to match your lifestyle
and preserve your wealth



Phase 2

Continuing income for
spousal security and
independence



Phase 3

A legacy that passes to
the next generation

Prepared For :

William Adams

Prepared By :

Stretch Agent

Multi-Generation IRA Analysis

Table Of Contents

This illustration must contain the following:

- Cover Page
- Table of Contents & Important Disclosure
- Initial Account Data, Assumptions & Options
- Impact of Lump Sum vs Stretch Annuity
- Stretch Annuity Flow Chart
- Summary Of Stretch Annuity
- Distribution Detail Ledger
- Beneficiary Graphs

Important Disclosure

This report contains very specific computations concerning the value of retirement assets today, the value of retirement assets in the future, and the taxes, which may be assessed against these assets at any given point in time. These computations are based upon assumptions concerning the value of assets today, the rate at which assets may appreciate, life expectancies, and the rates for income and estate taxation. These assumptions are only a "best guess" and must be carefully reviewed to determine if they are reasonable. The actual values, life expectancies, rates of growth and tax rates may be significantly different from those illustrated. The actual taxes due may be significantly greater or smaller than those illustrated.

This report demonstrates a planning strategy for retirement assets that are potentially subject to income and estate taxes. There are a number of techniques, which are beyond the scope of this report. One or more of these techniques if appropriate, and if used in conjunction with the techniques explored herein, might reduce taxes below those illustrated by this program.

The software used to produce this report has been designed to assist the financial services professional in educating clients on important decisions that may affect their retirement assets. The role of the financial services professional is to help the client meet current and future financial needs. In order to determine the amount of these needs, the financial services professional must discuss with the client certain legal and tax planning concepts. Estate planning for retirement assets involves an in-depth analysis of financial, legal, and tax issues, which should be coordinated with the client's attorney and tax advisors. By using the software that produces this report, financial service professionals can illustrate various planning scenarios to assist the client and their attorney and tax advisors in establishing the most appropriate retirement distribution plan. Since this type of planning involves the application of technical tax laws to a client's unique situation, the client should consult with their tax advisors in determining the suitability of any particular planning technique. The client should also consult an attorney because this type of planning may involve the preparation of legal documents that only an attorney can implement.

Multi-Generation IRA Analysis

Analysis - Initial Data, Assumptions & Options

Analysis Info

New Case Analysis
Analysis Date : 07/03/2003

Client Info

Client : William
Age, Date Of Birth : 69, 07/03/1934
Illustrate To Age, Yr. : 86, 2020

Spouse Info

Spouse : Judy
Age, Date Of Birth : 67, 07/03/1936
Illustrate To Age, Yr. : 86, 2022

Account Info (Balance(s) as of 12/31/2002), Other Values - First Year

Annuity Balance
Balance : \$200,000
Assumed Interest Rate : 6.00%
Deposits : No Deposits Projected
Distributions : Required Minimum Distribution Only

RMD Methods - Phase 1: Client Distributions

Uniform Lifetime Table Based On Client's Age

RMD Methods - Phase 2: Spouse Distributions

Uniform Lifetime Table Based On Spouse's Age

RMD Methods - Inherited Annuity Phase: Beneficiary Distributions

Term Certain Method Based On Beneficiary Age Year after Inheritance

Estimate Tax Rates

Estate 0.00
Income 0.00

<u>Relationship</u>	<u>Beneficiary Data</u> <u>Name</u>	<u>Date Of Birth</u>	<u>Age</u>
Child	Kyle	07/03/1992	11

Multi-Generation IRA Analysis

Impact Of Lump Sum vs Multi-Generation IRA

**Without
Stretch
Annuity IRA**

\$251,291

**With
Stretch
Annuity IRA**

\$1,793,042

Lump Sum (Without Stretch)

**Benefits of Tax Deferral Lost
Estate Taxes Due
Income Taxes Due**

Multi-Generation IRA

**Benefits of Tax Deferral Continue
Income Taxes On Distributions Only
Lifetime Income Provided to Children**


*Estimated Distributions Subject To
Income Tax at the Beneficiary's Tax Rate.
Taxes may be reduced by a credit for
Estate Taxes attributable to the Annuity.

Multi-Generation IRA Analysis

Summary of Annuity IRA Activity: William, Judy, & Beneficiaries

William Starting Balance (12/31/2002) \$200,000
<hr/> Projected Annuity IRA Income Over The Years 2003 to 2020 \$209,133

Judy Starting Balance (12/31/2020) \$256,003
<hr/> Projected Annuity IRA Income Over The Years 2021 to 2022 \$35,316



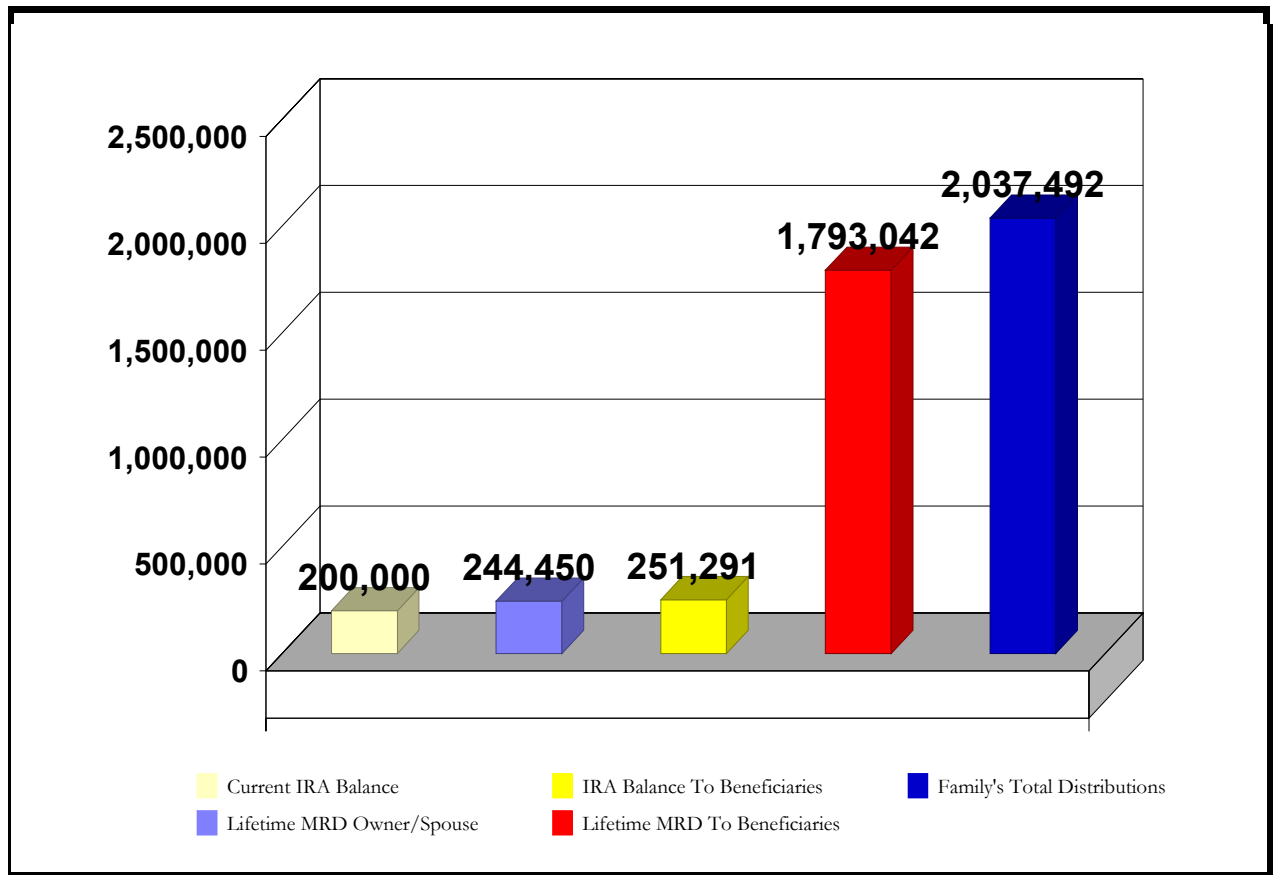
Beneficiaries Inherit Annuity IRA Balance of \$251,291 Projected Multi-Generation IRA Income Starting In Year - 2023				
	% Share	Starting Balance	Income To Age -- Year	IRA Income
Kyle	100.00	251,291	83 -- 2075	1,793,042
Totals	100.00	\$251,291		\$1,793,042

Total Projected Annuity IRA Distributions - \$2,037,492

Multi-Generation IRA Analysis

Summary of Stretch Annuity IRA

Combine the Power Of Compound Interest with Tax-Deferred Growth



Multi-Generation IRA Analysis

Annuity IRA Distribution Detail For William & Judy

Age		Starting Balances (12/31/2002):			200,000
		Interest Earned	Account Activity Life Expectancy	Required Minimum Distributions	Ending Annuity IRA Balance
69	67	12,000			212,000
70	68	12,720			224,720
71	69	13,483	26.5	8,480	229,723
72	70	13,783	25.6	8,974	234,533
73	71	14,072	24.7	9,495	239,110
74	72	14,347	23.8	10,047	243,410
75	73	14,605	22.9	10,629	247,385
76	74	14,843	22.0	11,245	250,983
77	75	15,059	21.2	11,839	254,204
78	76	15,252	20.3	12,522	256,933
79	77	15,416	19.5	13,176	259,173
80	78	15,550	18.7	13,860	260,864
81	79	15,652	17.9	14,573	261,943
82	80	15,717	17.1	15,318	262,341
83	81	15,740	16.3	16,095	261,987
84	82	15,719	15.5	16,902	260,804
85	83	15,648	14.8	17,622	258,830
86	84	15,530	14.1	18,357	256,003
	85	15,360	14.8	17,298	254,066
	86	15,244	14.1	18,019	251,291
		295,741		244,450	

Multi-Generation IRA Analysis

Distributions For Kyle - Allocation of 100.00%

Account Activity			Ending Annuity IRA Balance	Account Activity			Ending Annuity IRA Balance	Account Activity			Ending Annuity IRA Balance
Age	Life Exp.	Required Minimum Distribution		Age	Life Exp.	Required Minimum Distribution		Age	Life Exp.	Required Minimum Distribution	
31	52.4	4,796	261,573	51	32.4	15,810	527,152	71	12.4	53,608	651,021
32	51.4	5,089	272,178	52	31.4	16,788	541,993	72	11.4	57,107	632,975
33	50.4	5,400	283,108	53	30.4	17,829	556,684	73	10.4	60,863	610,091
34	49.4	5,731	294,364	54	29.4	18,935	571,150	74	9.4	64,903	581,793
35	48.4	6,082	305,944	55	28.4	20,111	585,308	75	8.4	69,261	547,439
36	47.4	6,455	317,846	56	27.4	21,362	599,065	76	7.4	73,978	506,307
37	46.4	6,850	330,067	57	26.4	22,692	612,317	77	6.4	79,111	457,575
38	45.4	7,270	342,600	58	25.4	24,107	624,949	78	5.4	84,736	400,294
39	44.4	7,716	355,440	59	24.4	25,613	636,834	79	4.4	90,976	333,335
40	43.4	8,190	368,577	60	23.4	27,215	647,828	80	3.4	98,040	255,296
41	42.4	8,693	381,999	61	22.4	28,921	657,777	81	2.4	106,373	164,240
42	41.4	9,227	395,691	62	21.4	30,737	666,507	82	1.4	117,314	56,780
43	40.4	9,794	409,639	63	20.4	32,672	673,825	83	0.4	60,187	0
44	39.4	10,397	423,820	64	19.4	34,733	679,521			1,793,042	
45	38.4	11,037	438,212	65	18.4	36,931	683,362				
46	37.4	11,717	452,788	66	17.4	39,274	685,090				
47	36.4	12,439	467,516	67	16.4	41,774	684,422				
48	35.4	13,207	482,360	68	15.4	44,443	681,044				
49	34.4	14,022	497,280	69	14.4	47,295	674,612				
50	33.4	14,889	512,228	70	13.4	50,344	664,745				

Cumulative Annuity IRA Distributions & Account Balance

